





Astroid Patient Data Model






The following page describes the hierarchy of data used to manage patient data records within the Astroid planning environment.

Hierarchy

- Patient
 - Course [0,1,...,N]
 - Course data stuff here  **Fix Me!**
 - Intent [0,1,...,N]
 - Intent data stuff here  **Fix Me!**
 - Directive [0,1,...,N]
 - Clinical Goals
 - Clinical Goals data stuff here  **Fix Me!**
 - Phase
 - Prescription
 - Prescription data stuff here  **Fix Me!**
- Conceptual Structure List [0,1,...,N]
 - Conceptual Point List [0,1,...,N]
 - Snapshot [0,1,...,N]
 - Imaging Data
 - Structure Data [0,1,...,N]
 - Active Variant
 - Variant List [0,1,...,N]
 - Request [0,1,...,N]
 - Plans [0,1,...,N]
 - Image Calibration
 - Points [0,1,...,N]
 - Structures [0,1,...,N]
 - Calculation Grid
 - Treatment Room
 - Beams [1,...,N]
 - Snout
 - Devices & Spot Options
 - DRRs
 - Fraction Groups [1,...,N]
 - Target
 - Constraint [0,1,...,N]
 - Target Dose Constraints [1,...,N]

- Target
- Constraint [0,1,...,N]
- Beamset [1,...,N]
 - Constraint [0,1,...,N]
 - Beam [1,...,N]
- Constraints [0,1,...,N]
- Objectives [0,1,...,N]
- Dose Results

Descriptions

- Patient
 - a person receiving medical treatment
- Course:
 - The user will label the course of treatment. The user also has the option of adding a description of the course of treatment. The physician will be chosen form the drop down at this level.(add Screen capture?)
- Intent:
 - The user will put the purpose of the course of treatment here. The type (curative, palliative, prophylactic) should be chosen from the drop down. (add Screen capture) Treatment site should be chosen from the drop down.(Screen Capture) A narrative may be added if desired. The user may also add a protocol code and ICD-10 code if desired. (screen capture). Next enter the body system (screen capture) and body part (screen capture) from the drop downs.
- Directive:
 - Detailed description of the directive 
- Snapshot:
 - Detailed description of the snapshot 
- Request:
 - Detailed description of the request 
- Plan:
 - Detailed description of the plan 
- etc
 - 

From:
<https://apps.dotdecimal.com/> - **decimal App Documentation**

Permanent link:
https://apps.dotdecimal.com/doku.php?id=planning:instructions_for_use:instructions_for_use&rev=1464018324

Last update: **2021/07/29 18:22**

