

# decimal Launcher Overview



The decimal Launcher is an application meant to allow users to authenticate securely to a single point and then see the applications that are available for each site the user has access to. Then the user shall be able to securely open, update and install various decimal applications to their local computer. The Launcher App also allows users to install different versions of applications based on which sites they have access to.

Access and permissions for the decimalLauncher and apps are managed by .decimal staff.

## User Guide

### The decimal Launcher

#### User Guide

provides an overview of the decimal Launcher software as well as guides to perform the common tasks while using the software.

## Overview

The decimal Launcher is the hub for all your new .decimal applications. It serves as a platform to easily apply updates download new applications while allowing you as the user to only have to log in to a single platform. The Launcher will provide the following features:

- Allow users to log in with on account to access .decimal applications
- Allow installation and updates of applications
- Verify the security of all applications before opening

## Authentication

### Logging in

Authentication is done through your Auth0 account, if you do not have an auth0 account please contact your site's .decimal admin or .decimal customer service at 1-800-255-1613. Once you have your Auth0 account open the launcher and you should be directed to the login page:



Type in your username and password and you will be logged in.

### Lost or Forgotten password

If you have forgotten your Auth0 password or want to reset it you can do so from the Launcher's log in page.

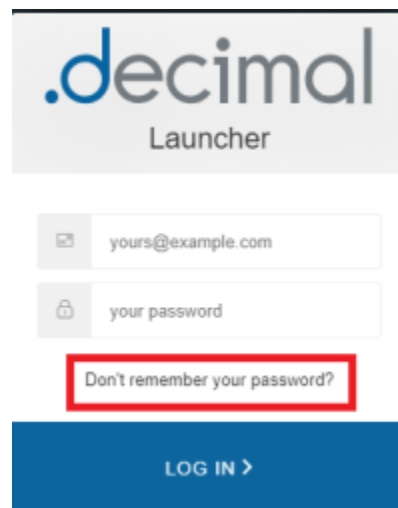


Fig. 2: Password Reset Request

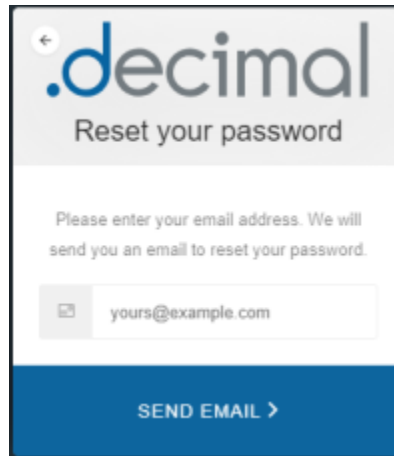
The screenshot shows a mobile app interface for resetting a password. At the top, there's a back arrow and the 'decimal' logo. Below the logo, the text 'Reset your password' is displayed. A message asks the user to enter their email address so an email can be sent to reset the password. There is an email input field containing 'yours@example.com' and a 'SEND EMAIL >' button at the bottom.

Fig. 3: Password Email Input

Select the “Don’t remember your password?” link and enter your email that is associated with your Auth0 account. You will receive a link in your email and instructions on resetting your Auth0 password

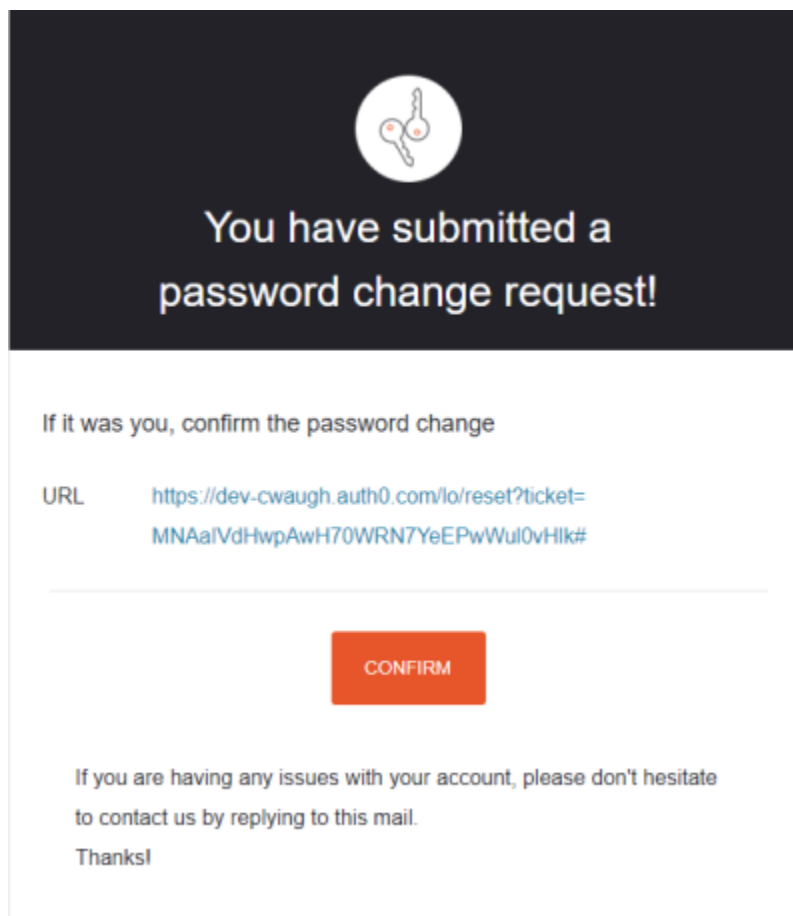

The screenshot shows a confirmation screen for a password change request. It features a circular logo with a key icon at the top. The main text reads 'You have submitted a password change request!'. Below this, it says 'If it was you, confirm the password change'. A URL is provided for confirmation: 'https://dev-cwaugh.auth0.com/lo/reset?ticket=MNAalVdHwpAwH70WRN7YeEPwWul0vHlk#'. There is a red 'CONFIRM' button. At the bottom, there is a message: 'If you are having any issues with your account, please don't hesitate to contact us by replying to this mail. Thanks!'

Fig. 4: Password Reset Email Example



The screenshot shows a web form titled ".decimal Change Password". Below the title, it says "Enter a new password for cmontoya@dotdecimal.com". There are two input fields: the first is labeled "your new password" and the second is labeled "confirm your new password". Both fields have a lock icon on the left and a strength indicator icon on the right.

Fig. 5: New Password

## Installing Applications

### Downloading applications

The primary function of the Launcher is to download .decimal applications, after logging into the Launcher and selecting a site you will be presented with the applications available for that site. After selecting an app if you do not have it installed then the Launcher will have a “Download” button available.

Pressing the “download” button will download the version of the app that is listed. After downloading or if you have the app already installed the button will change to a “Launch” button. The application is now ready to be opened and used as normal.

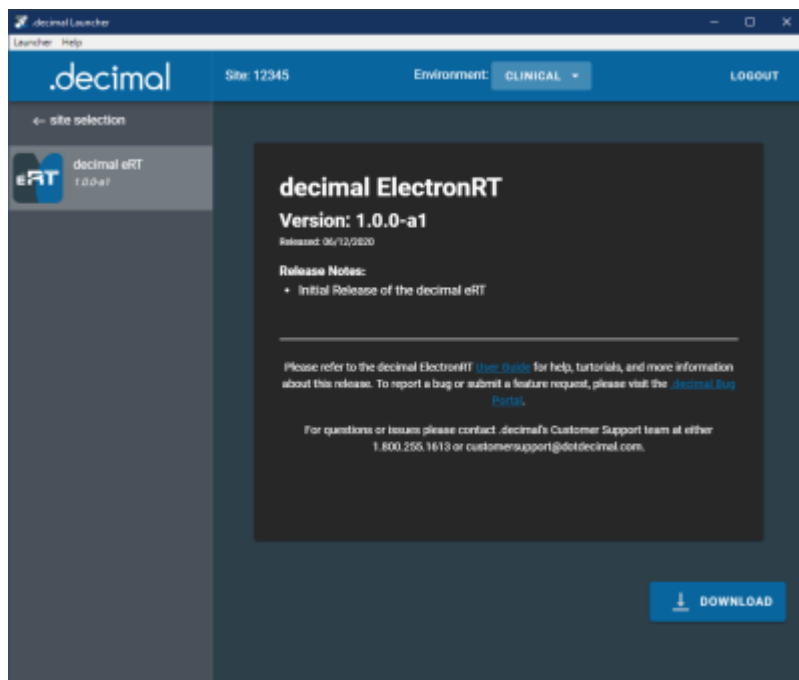


Fig. 6: Downloading Applications

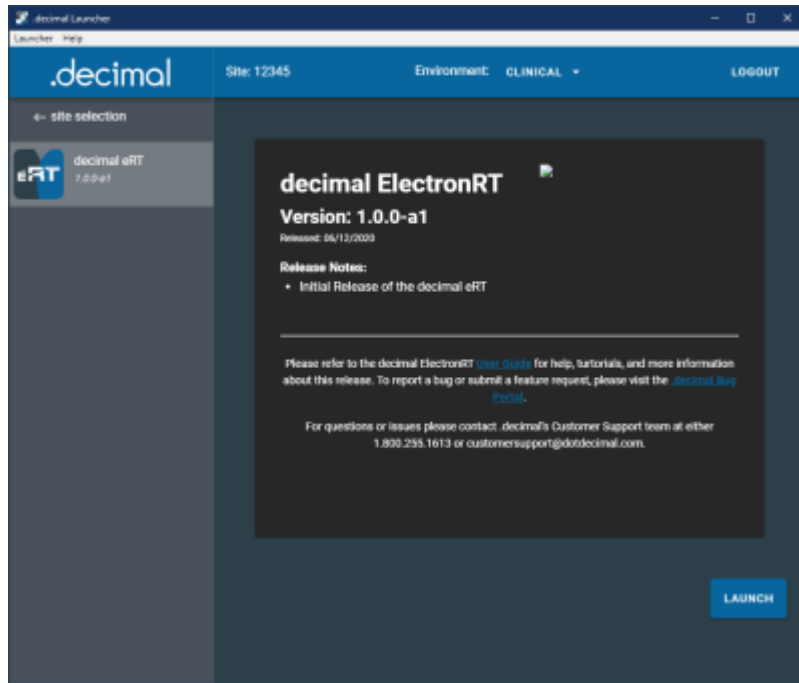


Fig. 7: Launching Applications

## Updating applications

When .decimal releases a new version of an application the Launcher will notify you by showing you a message above the “Launch” button for that application.

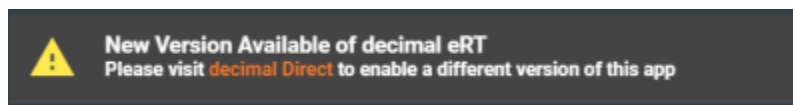


Fig. 8: Update Available Warning

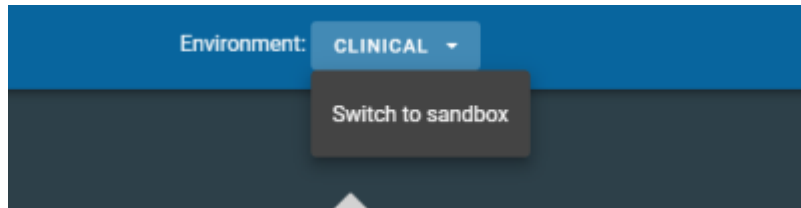
Do not worry, the Launcher it's self will NOT download this update automatically. The only way to receive this new version is for you site Admin to approve this update and set it as your site's version for this app. Instructions on how to do this can be found in the decimal direct user guide.

## Sandbox Mode

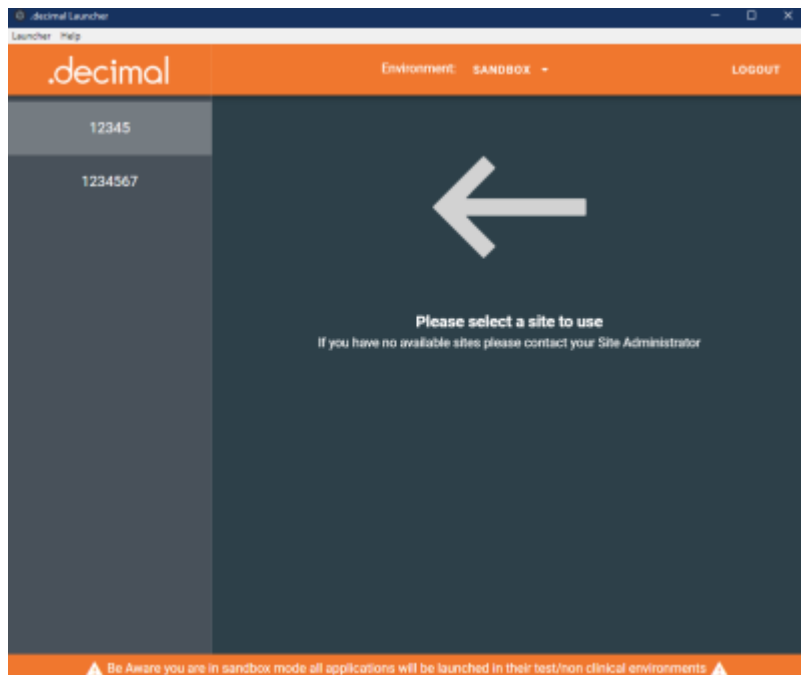
The decimal Launcher provides a “Sandbox” area to install new versions of applications in order to test them before Clinical release. This area is separate from all of your Clinical applications so they will not affect any patient data. rev 20200407

NOTE: This option will only appear for users with elevated “Physics” or higher permissions on their decimal account.

To switch the Launcher to Sandbox mode click the dropdown menu in the top bar and select “Switch to Sandbox mode”.



When you switch over to Sandbox mod you will notice the Launcher has a different look to clearly distinguish you are not opening Clinical versions of these applications. All apps opened by the Launcher while in Sandbox mode will also open in their Sandbox modes.



## Application Security

In order to maintain the safety of our users and our applications the Launcher provides the following safeguards:

- If ANY file in the application directory is added, removed, or altered in ANY way the Launcher will refuse to open the app. The Launcher will then delete and reinstall the altered app. Because of this it is suggested that you do not attempt to store any files in these directories as they will be removed.
- If a vulnerability is discovered in an existing release of any application .decimal will flag that version invalid. When the Launcher attempts to open an invalid application, it will notify the user and delete the application entirely.
- Applications released through the Launcher will NOT have any way to authenticate themselves and will only work if a token is passed in at launch as the Launcher does

## Admin Options

All admin actions such as setting app versions or adding users can be completed through the decimal Direct Admin page. For more information please refer to the Direct User Guide.

<https://direct.dotdecimal.com/guide>

## Support

For questions, comments, support requests, bug reporting, or to schedule a training session, please contact our customer support team at: 1-800-255-1613

---

*Copyright © 2020 .decimal, LLC. All Rights Reserved.*

.decimal, LLC. 121 Central Park Place, Sanford, FL 32771. 1-800-255-1613

From:

<https://apps.dotdecimal.com/> - **decimal App Documentation**

Permanent link:

<https://apps.dotdecimal.com/doku.php?id=decimalauncher:decimallauncher&rev=1595334168>

Last update: **2021/07/29 18:19**