

decimal Launcher Overview



The decimal Launcher is an application meant to allow users to authenticate securely and then see the applications that are available for each site the user has access to. Then the user shall be able to securely open, install, and update various .decimal applications to their local computer. The Launcher App also allows users to install different versions of applications based on which sites they have access to.

Access and permissions for the decimal Launcher and apps are managed by .decimal staff.

User Guide

The decimal Launcher User Guide provides an overview of the decimal Launcher software as well as guides to perform the common tasks while using the software.

Overview

The decimal Launcher is the lightweight hub for all your new .decimal applications. It serves as a platform to easily apply updates download new applications while allowing you as the user to only have to log in to a single platform. The Launcher will provide the following features:

- Allow users to log in with on account to access .decimal applications
- Allow installation and updates of applications
- Verify the security of all applications before opening

Installation

The decimal Launcher can be downloaded from <https://www.direct.dotdecimal.com>. Note: You will have to login using your decimal Direct credentials to be able to download the software.

By default the decimal Launcher installs for the current logged in user in their local app directory (e.g.: C:\Users\

All User Installation

If it's desired to install the application for all users, IT departments may install the software for a single user and then manually push the application directory and desktop/start menu shortcuts out to users on each computer.

The same process can be used to install the software for centralized or Citrix systems.

Authentication

Logging in

Authentication is done through your .decimal Auth0 account. If you do not have an auth0 account please contact your site's .decimal admin or .decimal customer service at 1-800-255-1613. Once you have your Auth0 account open the launcher and you should be directed to the login page:



Fig. 1: Main Login Page

Type in your username and password and you will be logged in.

Lost or Forgotten password

If you have forgotten your Auth0 password or want to reset it you can do so from the Launcher's log in page.

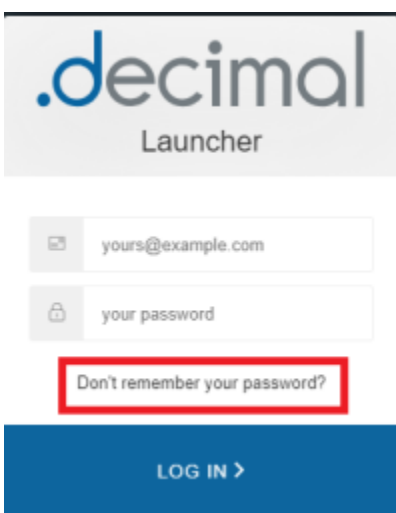
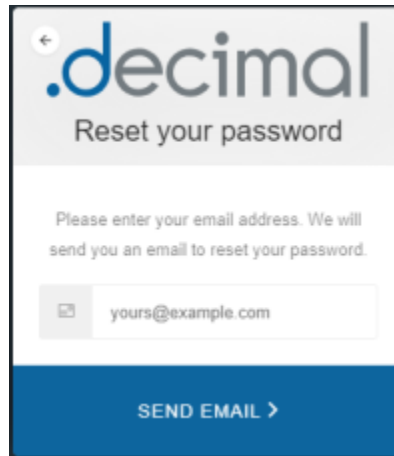


Fig. 2: Password Reset Request



The screenshot shows a mobile app interface for password reset. At the top, there is a back arrow and the .decimal logo. Below the logo, the text reads "Reset your password". A message states: "Please enter your email address. We will send you an email to reset your password." There is an email input field containing "yours@example.com" and a "SEND EMAIL >" button at the bottom.

Fig. 3: Password Email Input

Select the "Don't remember your password?" link and enter your email that is associated with your Auth0 account. You will receive a link in your email and instructions on resetting your .decimal Auth0 password.

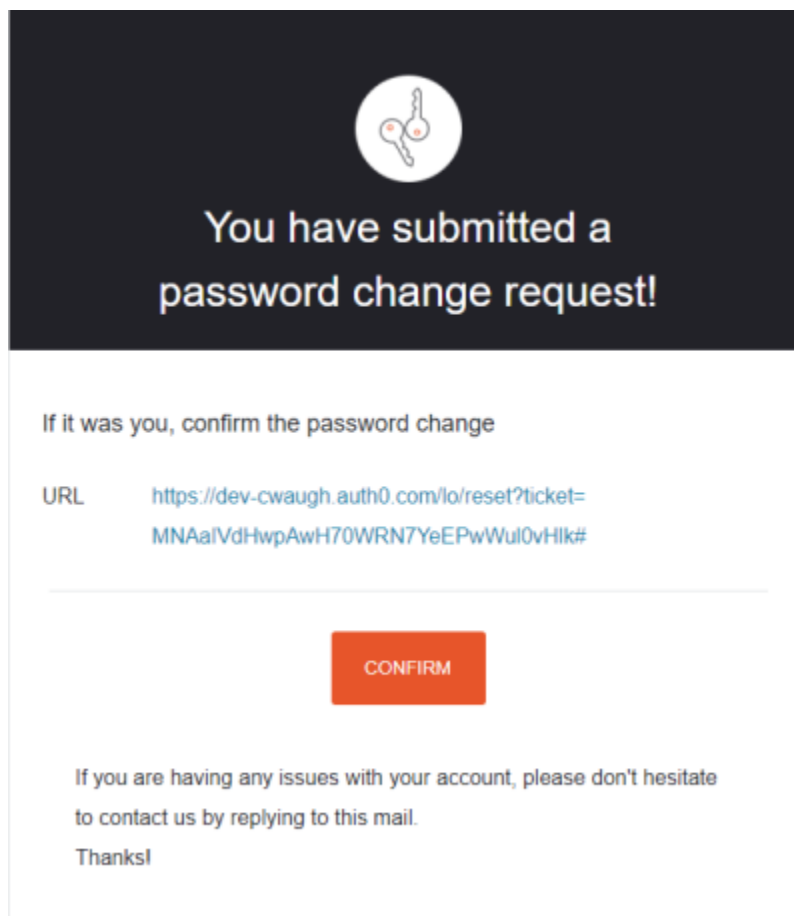


Fig. 4: Password Reset Email Example




Fig. 5: New Password

Installing Applications

Downloading applications

The primary function of the Launcher is to download .decimal applications. After logging into the Launcher and selections a site you will be presented with the applications available for that site. After selecting an app if you do not have it installed then the Launcher will have a “Download” button available.

Pressing the “download” button will download the version of the app that is listed. After downloading or if you have the app already installed the button will change to a “Launch” button. The application is now ready to opened and used as normal.

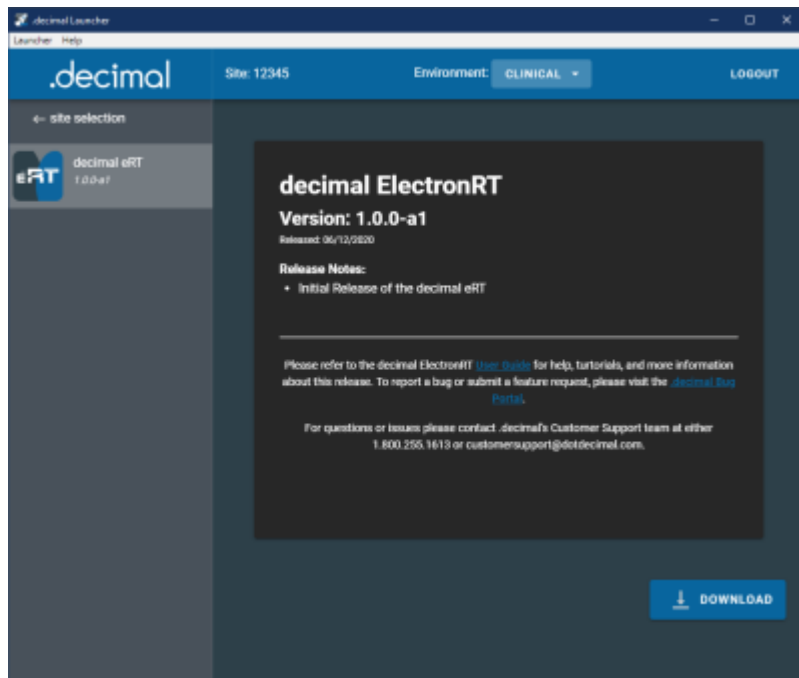


Fig. 6: Downloading Applications

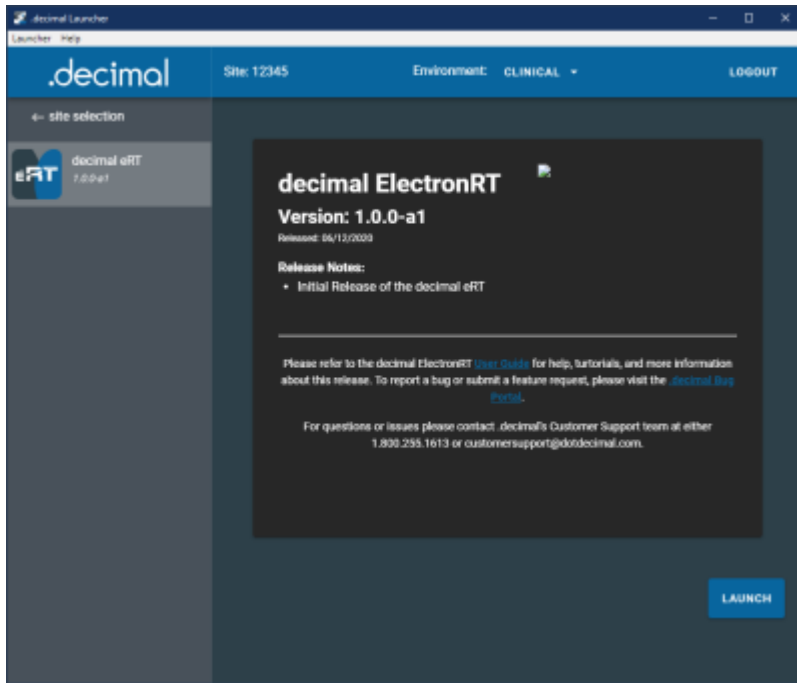


Fig. 7: Launching Applications

Updating applications

When .decimal releases a new version of an application the Launcher will notify you by showing you a message above the “Launch” button for that application.

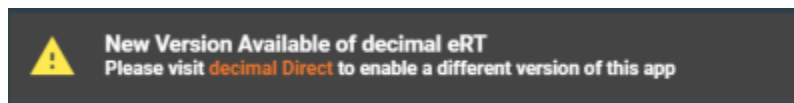


Fig. 8: Update Available Warning

Do not worry, the Launcher it's self will NOT download this update automatically. The only way to receive this new version is for your site Admin to approve this update and set it as your site's version for this app. Instructions on how to do this can be found in the [decimal Direct User Guide](#).

Sandbox Mode

The decimal Launcher provides a “Sandbox” area to install new versions of applications in order to test them before Clinical release. This area is separate from all of your Clinical applications so they will not affect any patient data.

NOTE: This option will only appear for users with elevated “Physics” or higherpermissions on their decimal account.

To switch the Launcher to Sandbox mode click the dropdown menu in the top bar and select “Switch to

Sandbox mode”.

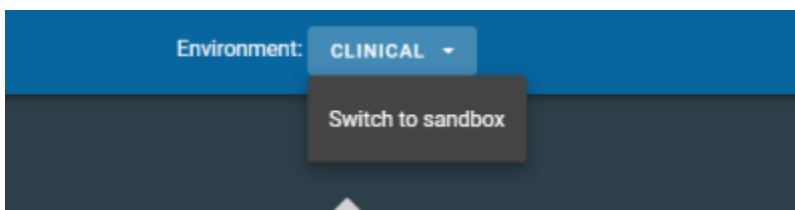


Fig. 9: Switch to Sandbox Mode

When you switch over to Sandbox mode you will notice the Launcher has a different look to clearly distinguish you are not opening Clinical versions of these applications. All apps opened by the Launcher while in Sandbox mode will also open in their Sandbox modes, if the app provides support for Sandbox usage.

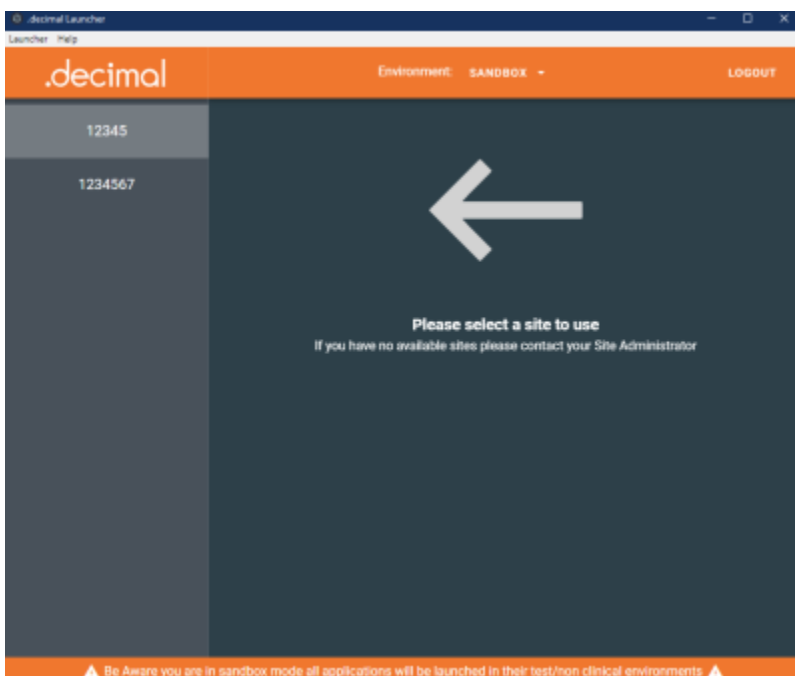


Fig. 10: Sandbox_UI

Application Security

In order to maintain the safety of our users and our applications the Launcher provides the following safeguards:

- If **any** file in the application directory is added, removed, or altered in **any** way the Launcher will refuse to open the app. The Launcher will then delete and reinstall the altered app. Because of this it is suggested that you do not attempt to store any files in these directories as they will be removed.
- If a critical bug or vulnerability is discovered in an existing release of any application .decimal will flag that version invalid. When the Launcher attempts to open an invalid application, it will notify

the user and delete the application entirely.

- Applications released through the Launcher will NOT have any way to authenticate themselves and will only work opened through the Launcher.

Admin Options

All admin actions such as setting app versions or adding users can be completed though the decimal Direct Admin page. For more information please refer to the [decimal Direct User Guide](#)

Support

For questions, comments, support requests, bug reporting, or to schedule a training session, please contact our customer support team at: 1-800-255-1613

System Requirements

The following requirements are needed to be met prior to running the decimal Launcher.

Minimum System Requirements

Operating System	64-bit Windows 10
Processor	Dual Core 2.2+ GHz Intel or equivalent processor
Memory	6 GB RAM
Video	OpenGL compatible graphics card
Display	1920 x 1080 native resolution
Hard Disk	10 GB
Connectivity	High Speed internet connection
Permissions	Local user install permissions (non-admin)

Note: decimal Launcher is a lightweight [ElectronJS](#) application and does not require moderate hardware resources. But the applications it installs and manages could require much more substantial resources. Refer to each app's individual userguide for it's specific hardware system requirements.

Network Requirements

1. The decimal Launcher uses [Auth0](#) for user credential management (i.e.: login authentication). As such, the Auth0 IP address(es) must be whitelisted in order for users to be able to login and authenticate with the secure Auth0 servers. The [Auth0 whitelist documentation](#) provides details on

the Outbound and Inbound firewall settings.

2. The decimal Launcher uses [decimal Direct](#) to manage site, user, and application permissions. As such, the decimal direct IP address 64.128.252.104 port 443 must be whitelisted for the decimal Launcher to pull user, site, and application permissions.

Copyright © 2020 .decimal, LLC. All Rights Reserved.

.decimal, LLC. 121 Central Park Place, Sanford, FL 32771. 1-800-255-1613

From:

<http://apps.dotdecimal.com/> - **decimal App Documentation**

Permanent link:

<http://apps.dotdecimal.com/doku.php?id=decimalauncher:decimallauncher&rev=1596888824>

Last update: **2021/07/29 18:19**

