

Patient Courses

Once you have a Patient imported you will need to set up a Course for that patient before being able to create any treatment plans. A Course is used to define the patient's anatomy (e.g.: a single DICOM Structure Set and CT Image Set) and capture the prescribed dose to one or more structures in that patient anatomy.

There are two main sections of the course block, the Course information and Prescription details. The settings decided here will be inherited by any plans in this Course and can be edited in the Course UI later to update all non-approved plans within the Course.

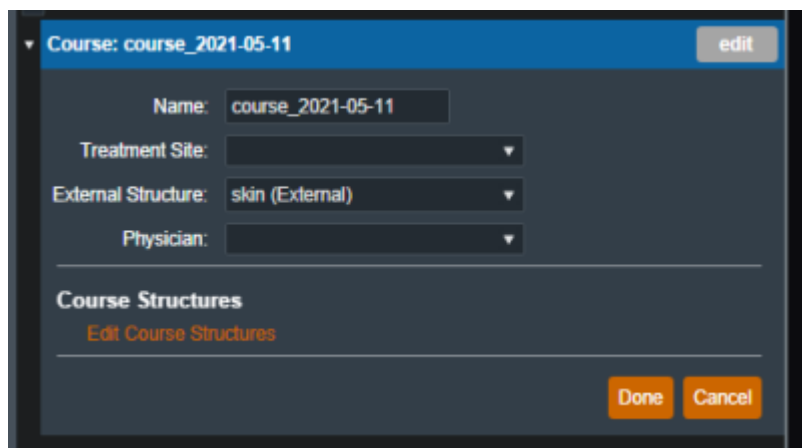


Fig. 1: Empty Course Block

Course

In the Course block you can set the following fields:

- **Name** : Initially this label is automatically generated but can be changed as desired.
- **Treatment Site** : This list is taken from your site settings, you are able to add or remove treatment sites from the Site Configurations block. For more information please refer to the [Site Settings](#).
- **External Structure**: The external structure will be automatically determined based on DICOM structure types during import. You are also able to override the initial selection with any other structure in the structure list if desired.
- **Physician** : This list is taken from your site settings, you are able to add or remove physicians from the Site Configurations block. For more information please refer to the [Site Settings](#).

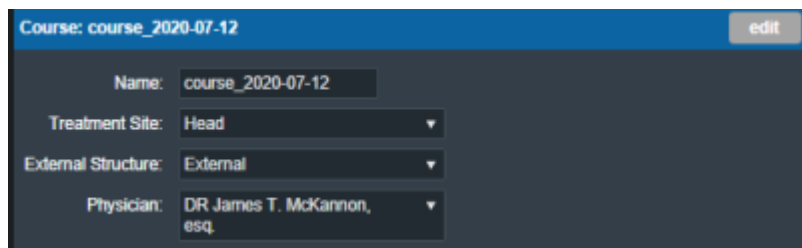


Fig. 2: Course Example

Prescription

You can add multiple prescriptions of different target structures and all of them will be passed into created plans.

In the prescription block you can set the following fields:

- **Label** : A specific name for this prescription.
- **Prescription** : the prescription value (between 0 and 100).
- **Fractions** : How many fractions the prescriptions have.
- **Description** : A description for the prescription.

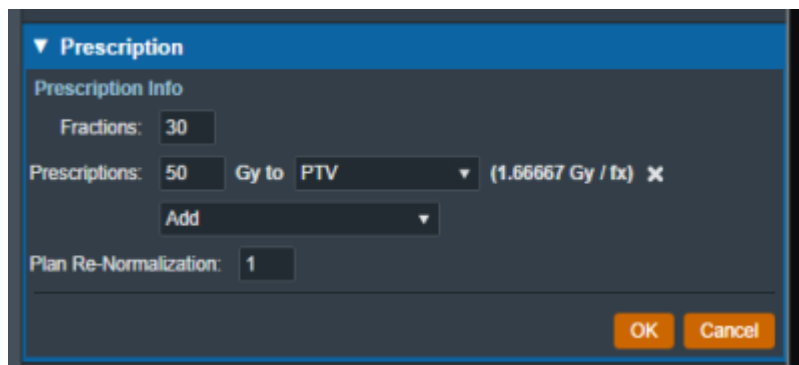


Fig. ##: Prescription Example

From:

<http://apps.dotdecimal.com/> - decimal App Documentation

Permanent link:

<http://apps.dotdecimal.com/doku.php?id=electronrt:userguide:tutorials:courses&rev=1607091702>

Last update: 2021/07/29 18:24

