

# Patient Courses

Once you have a Patient imported you will need to set up a Course for that patient before being able to create any treatment plans. A Course is used to define the patient's anatomy (e.g.: a single DICOM Structure Set and CT Image Set) and capture the prescribed dose to one or more structures in that patient anatomy.

There are two main sections of the course block, the Course information and Prescription details. The settings decided here will be inherited by any plans in this Course and can be edited in the Course UI later to update all non-approved plans within the Course.

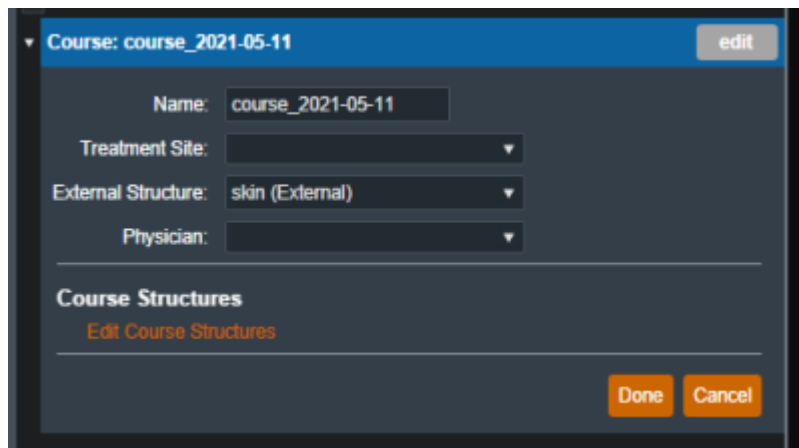


Fig. 1: Empty Course Block

## Course

In the Course block you can set the following fields:

- **Name** : Initially this label is automatically generated but can be changed as desired.
- **Treatment Site** : This list is taken from your site settings, you are able to add or remove treatment sites from the Site Configurations block. For more information please refer to the [Site Settings](#).
- **External Structure**: The external structure will be automatically determined based on DICOM structure types during import. You are also able to override the initial selection with any other structure in the structure list if desired.
- **Physician** : This list is taken from your site settings, you are able to add or remove physicians from the Site Configurations block. For more information please refer to the [Site Settings](#).

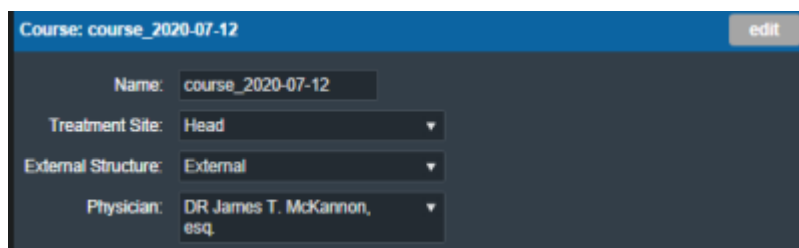


Fig. 2: Course Example

## Prescription

You can add multiple prescriptions of different target structures and all of them will be passed into created plans.

In the prescription block you can set the following fields:

- **Label** : A specific name for this prescription.
- **Prescription** : the total prescription dose value in Gy (maximum of 100 Gy).
  - Note that at this time prescription values do not have an exact specified meaning (e.g. mean, min) as the ElectronRT application only uses these values to scale the relative dose to absolute dose in the UI.
- **Fractions** : The number of fractions over which the prescription dose will be delivered.
- **Description** : A description for the prescription.

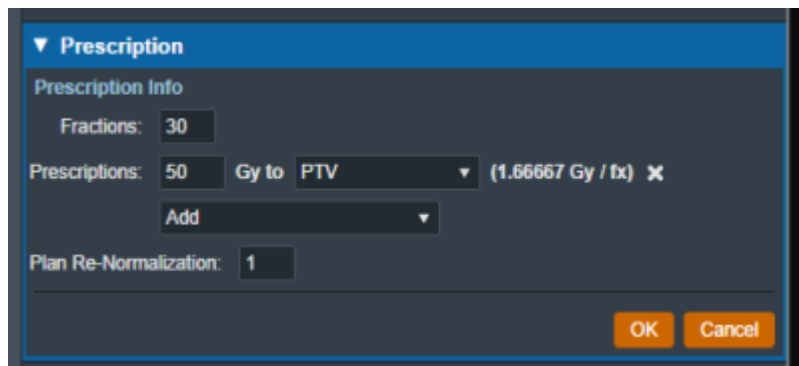


Fig. ##: Prescription Example

## Course Structures

Certain tasks within eRT require structures to be set to a specific type, and their type is set based on the DICOM ROI\_TYPE tag during initial patient import. The Course Structures user interface allows users to change the type of each structure within the patient course.

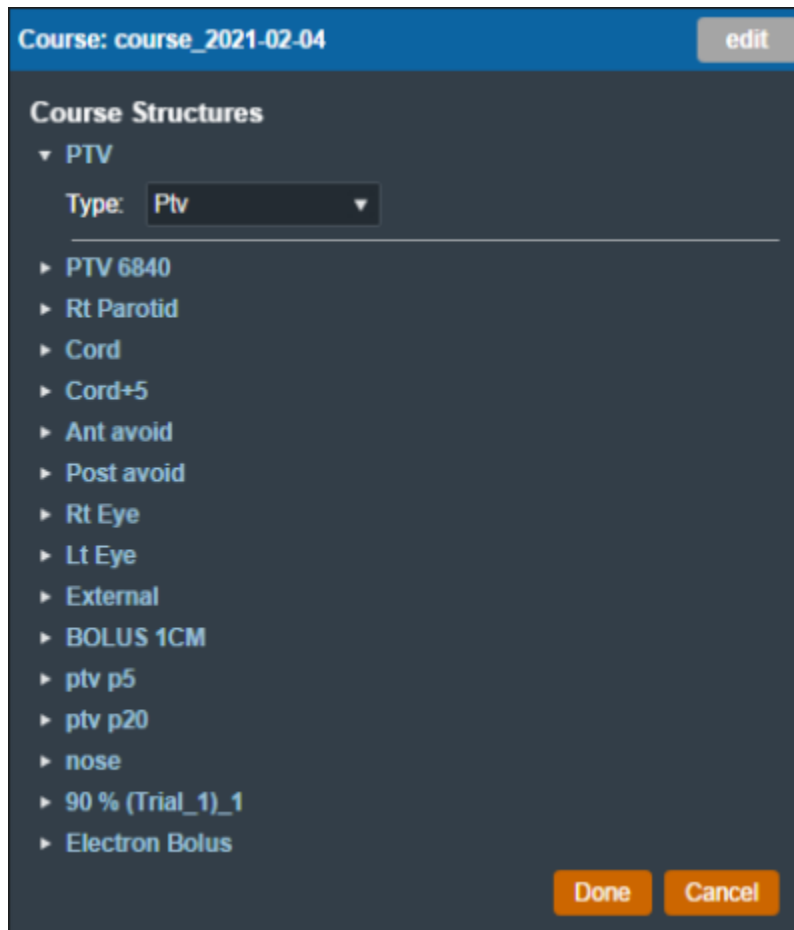


Fig. 3: Editing Course Structures

Note: The ROI\_TYPE tag is optional in a DICOM RTSTRUCTURE\_SET. As such, the structure type drop down may be empty if no structure type was specified in the imported DICOM files.

From:  
<http://apps.dotdecimal.com/> - decimal App Documentation

Permanent link:  
<http://apps.dotdecimal.com/doku.php?id=electronrt:userguide:tutorials:courses&rev=1617065047>

Last update: **2021/07/29 18:24**

