

DICOM Patient Import

Importing a New Patient



If you have a set of Ct Images and structures you can import them directly into a new patient through the “Import Patients” menu.

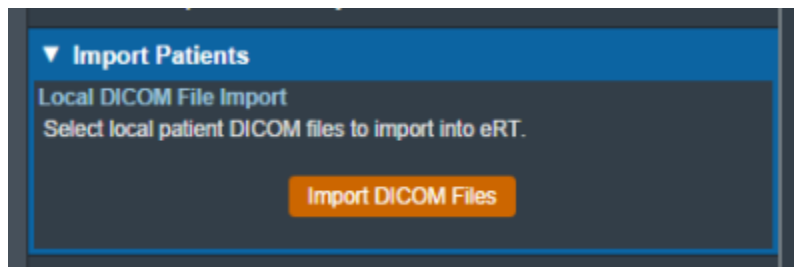
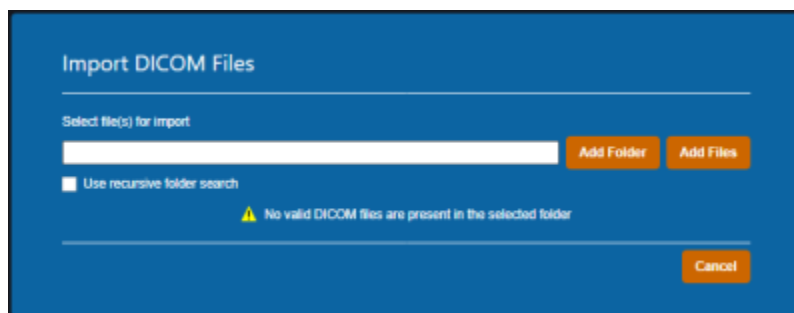


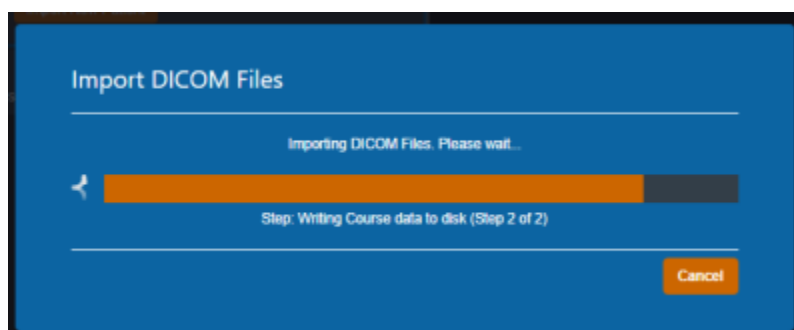
Fig. ##

Selecting the “Import New Patient” option will open the Importing UI.

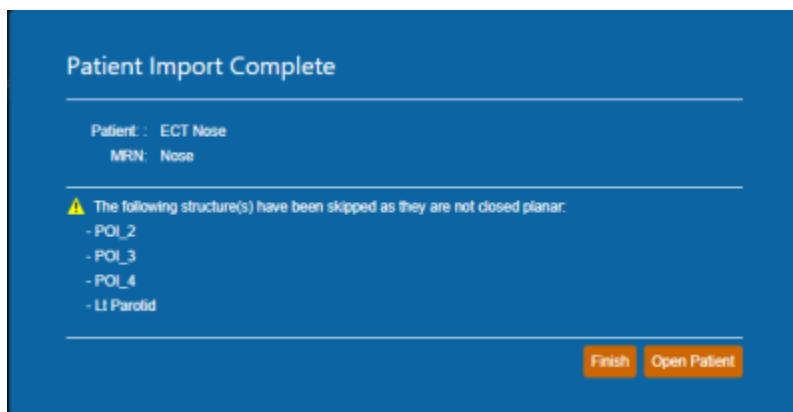


Here you may either browse your computer or copy the path to the folder that contains the CT images and structures you wish to import.

Then the import will process:



If there are no Errors while importing you will be taken to a confirmation page for your import.



If there are errors please refer to the [Common Errors](#) section below.

Common Errors



From:
<http://apps.dotdecimal.com/> - decimal App Documentation

Permanent link:
http://apps.dotdecimal.com/doku.php?id=electronrt:userguide:tutorials:dicom_import&rev=1595436487

Last update: 2021/07/29 18:24

