

Electron Block Creation



Energy Selection

Planning Isodose: - 90 + %

Beam Energy: 9 MeV

Min Energy to Target: 9 MeV

Max PTV Depth (WED): 1.53 cm (2.30 cm)

R90: 2.83 cm

Beams

Treatment Machine: VarianTrueBeam

Electron Beams

b1 : G341 C285 CL0; 6x6 iso: (-0.4, -34.2, 8.0)

Beam Information

Description:

Target: nose

Gantry Angle: 341 deg

Couch Angle: 285 deg

Collimator Angle: 0 deg

SSD: 100 cm

Beam Energy: 9 MeV

Beam Normalization: 54 Gy

Normalization Type: Structure: nose; Type: Vol 90%

Applicator: 6x6

Block: 1-G341C285-eIM-C55505

Bolus: 1-G341C285-EB-C55505

Bolus Type: Structure as Bolus

Intensity Modulator: yes

Skin Collimator: none

MU: 863.04

Clone Edit Delete

Create New Electron Beam

Fig. ##: Beams Block Fig. ##: Beams Block

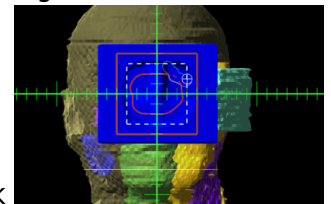


Fig. ##: Beams Block

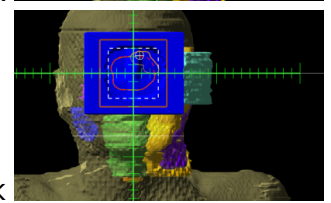


Fig. ##: Beams Block

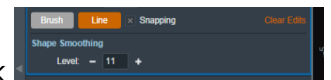


Fig. ##: Beams Block

Fig. ##: Beams Block

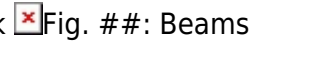


Fig. ##: Beams Block

From: <http://apps.dotdecimal.com/> - **decimal App Documentation**

Permanent link: http://apps.dotdecimal.com/doku.php?id=electronrt:userguide:tutorials:electron_blocks&rev=1599616904

Last update: **2021/07/29 18:24**

