

# Electron Treatment Plans

Once the patient has a course with a valid prescription, a plan can be created. When adding a new plan to a patient, the user will be prompted to add a name and an optional description for the plan.

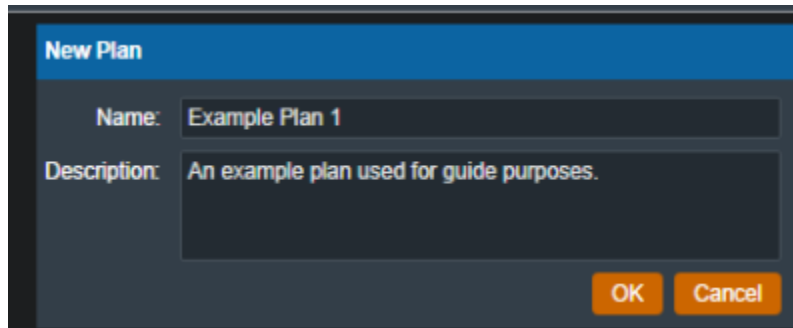


Fig. 1: Creating a Plan

From the Patient Overview, the user can choose to clone an existing plan. As the cloned plan will be a near exact copy of the original, the user should name the cloned plan appropriately to avoid confusion.

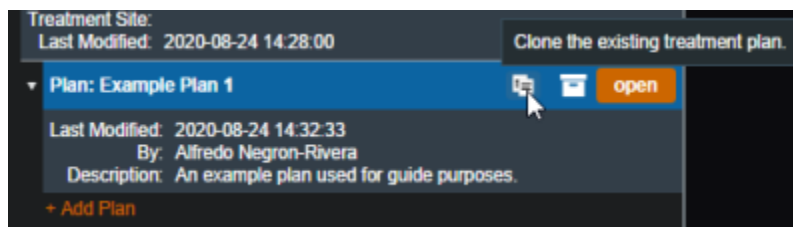


Fig. 2: Cloning a Plan

The user may also choose to make an existing plan inactive. Doing so will remove the plan from the Patient Overview. The user can view inactive plans and have the option to make them active again if they click the "Show Inactive Plans" check box.

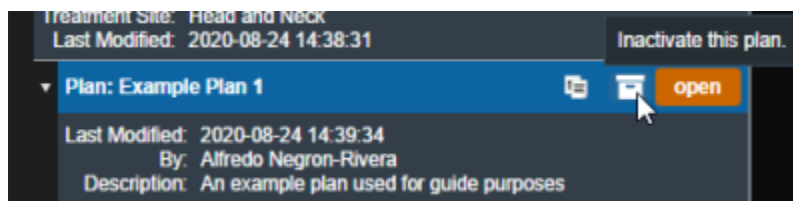


Fig. 3: Making a Plan Inactive

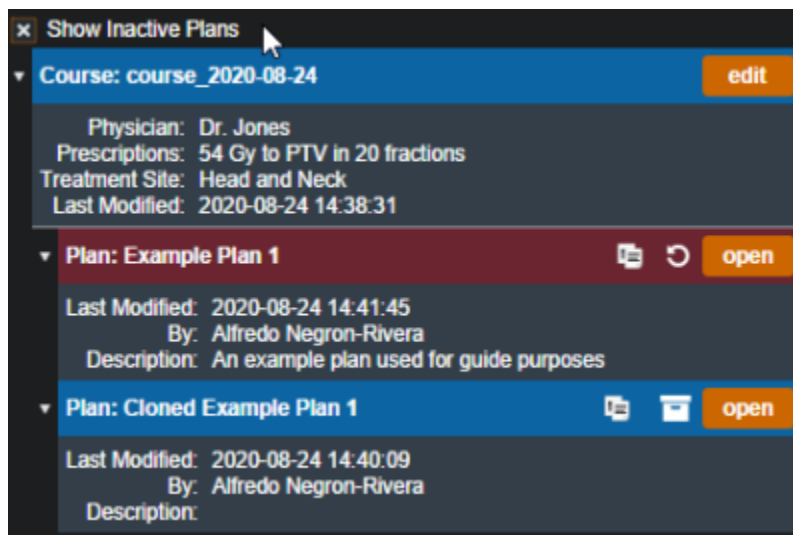


Fig. 4: Viewing Inactive Plans

Refer to [Plan Approval](#) for information on approved plans.

From:  
<http://apps.dotdecimal.com/> - **decimal App Documentation**

Permanent link:  
<http://apps.dotdecimal.com/doku.php?id=electronrt:userguide:tutorials:plans&rev=1598370356>

Last update: **2021/07/29 18:24**

