

Electron Treatment Plans

Once the patient has a course with a valid prescription, a plan can be created. When adding a new plan to a patient, the user will be prompted to add a name and an optional description for the plan.

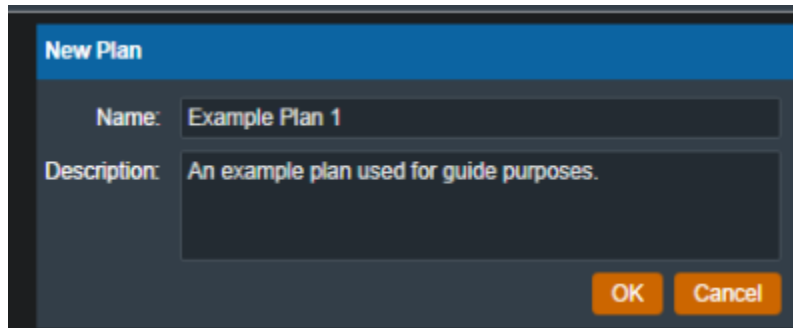


Fig. 1: Creating a Plan

From the Patient Overview, the user can choose to clone an existing plan. As the cloned plan will be a copy of the original plan (except for the plan name and if cloning an approved plan, the clone will be unapproved), the user should name the cloned plan appropriately to avoid confusion.

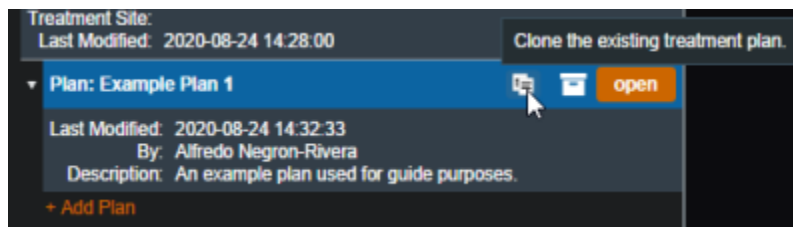


Fig. 2: Cloning a Plan

The user may also choose to make an existing plan inactive. Doing so will remove (hide) the plan from the Patient Overview. The user can view inactive plans and have the option to make them active again if they click the “Show Inactive Plans” check box.

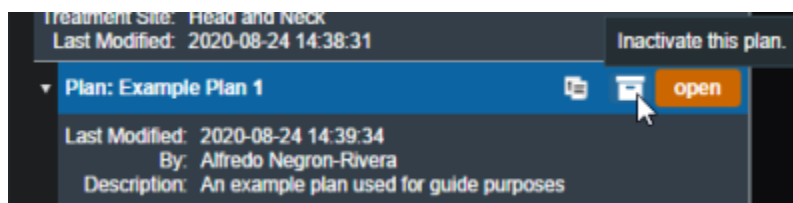


Fig. 3: Making a Plan Inactive

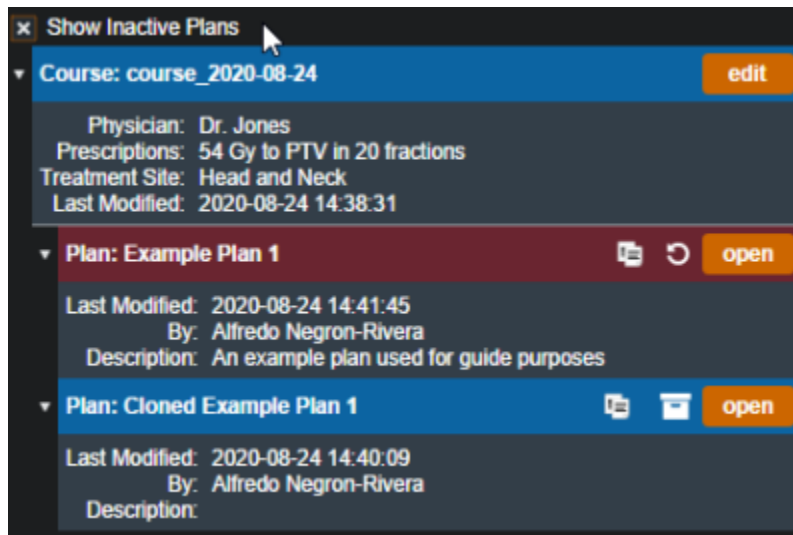


Fig. 4: Viewing Inactive Plans

Approved Plans

Refer to [Plan Approval](#) for information on approved plans.

Plan History

The plan history UI exists within the *General Info* block of the plan overview. This interface allows users to view the details of all changes to their treatment plan, view the plan at each point and time of each revision (as read-only), and make any past revision active as the current revision.

Refer to [figure 5](#) below for a detailed explanation for each of the Plan History features.

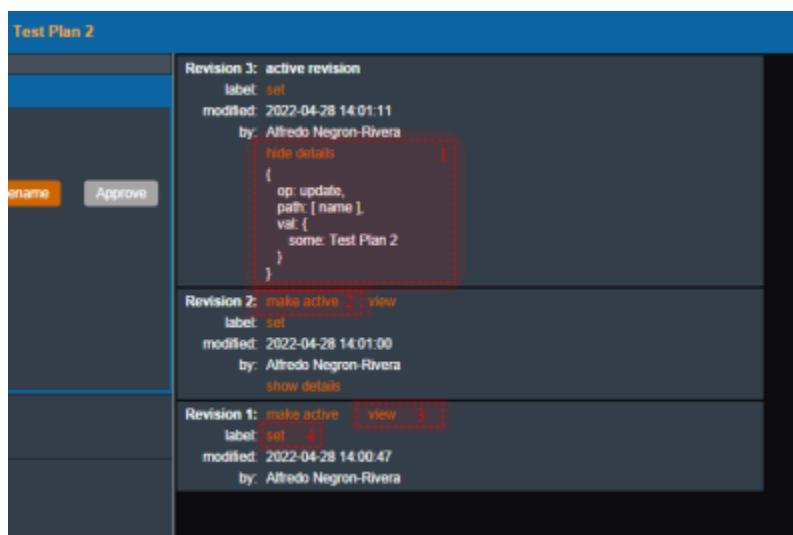


Fig. 5: Plan History

Plan History UI Explained

- [1] **Show Details:** The details of the changes of each revision. Currently the revision comparison shows a textual comparison of the selected revision and the immediate preceding revision.
 - For example: the details shown for Revision #3 tell us that the *Update* operation was performed on the variable *name* to the value *Test Plan2*. Or in other words, the plan's name was updated to 'Test Plan2'.
- [2] **Make Active:** Makes the desired selected revision the current active revision of this plan.
- [3] **View:** Opens the selected revision for review by the user in a read-only viewer

From:

<http://apps.dotdecimal.com/> - decimal App Documentation

Permanent link:

<http://apps.dotdecimal.com/doku.php?id=electronrt:userguide:tutorials:plans&rev=1617066535>

Last update: **2021/07/29 18:24**

