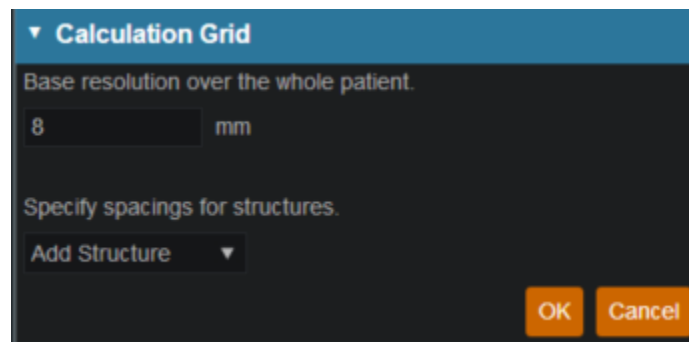


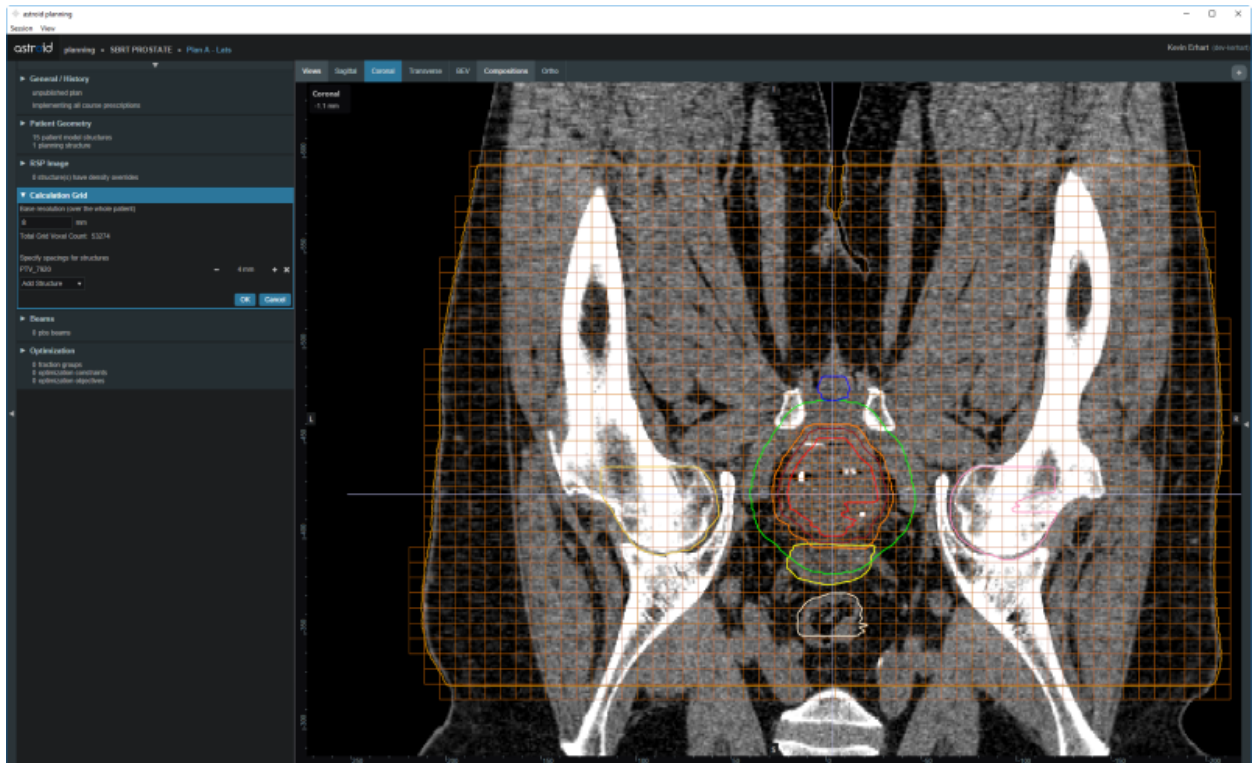
# Dose Grid

Astroid utilizes a calculation grid that allows for local grid resolution to be specified on a per structure basis. This allows for improved optimizer performance in terms of both speed and resultant plan quality. A uniform sized base calculation grid is created over the entire patient structure. This base resolution can generally be set to a size much larger than the value needed for accurate clinical dose resolution. The user can then reduce the grid sizes in critical areas, generally the high gradient regions and target areas that require homogeneous dose, by assigning appropriate structures a smaller grid spacing value. A common configuration is to use a base resolution of 8mm, 4mm within critical OARs and the PTV/CTV and 2mm in a thin (rind) region surrounding the PTV. This provides sufficient dose information for the optimizer to maintain uniform dose to targets, drive down dose to OARs, and achieve steep dose fall at the boundaries of targets and healthy tissue. An example of constructing such a grid is given below.

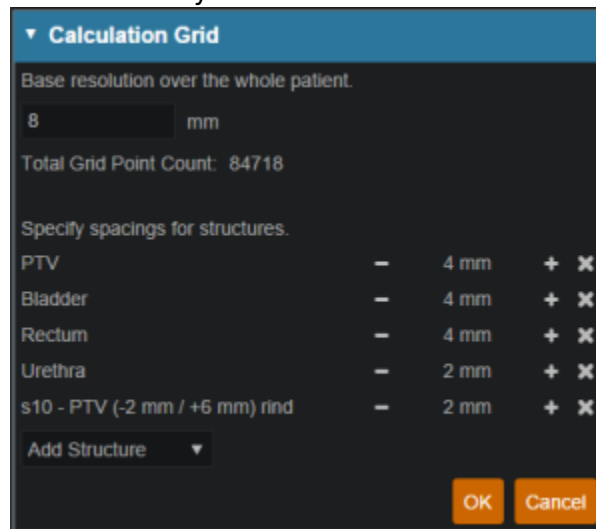
1. Open the Calculation Grid block
  1. The default base resolution is set in the site specific configuration settings and is applied throughout the entire patient
  2. This value may be adjusted if needed



2. If you want to use a smaller grid in a target or OAR choose that structure from the dropdown and then specify the desired resolution
  1. Note that allowable resolutions are scaled down by powers of 2 from the base resolution by using the +/- on either side of the region spacing setting
  2. Notice the different size grid in the PTV and the patient



3. Additional structures with different resolutions may be added, such as for a high resolution dose-falloff region using a rind structure or very small OARs



4. Once the appropriate regions and resolutions have been set, click **OK** to save the calculation grid
1. The Calculation Grid block can be revisited at any time to adjust the grid if needed

From:

<http://apps.dotdecimal.com/> - **decimal App Documentation**

Permanent link:

[http://apps.dotdecimal.com/doku.php?id=planning:userguide:tutorials:dose\\_grid](http://apps.dotdecimal.com/doku.php?id=planning:userguide:tutorials:dose_grid)

Last update: **2021/07/29 18:28**

