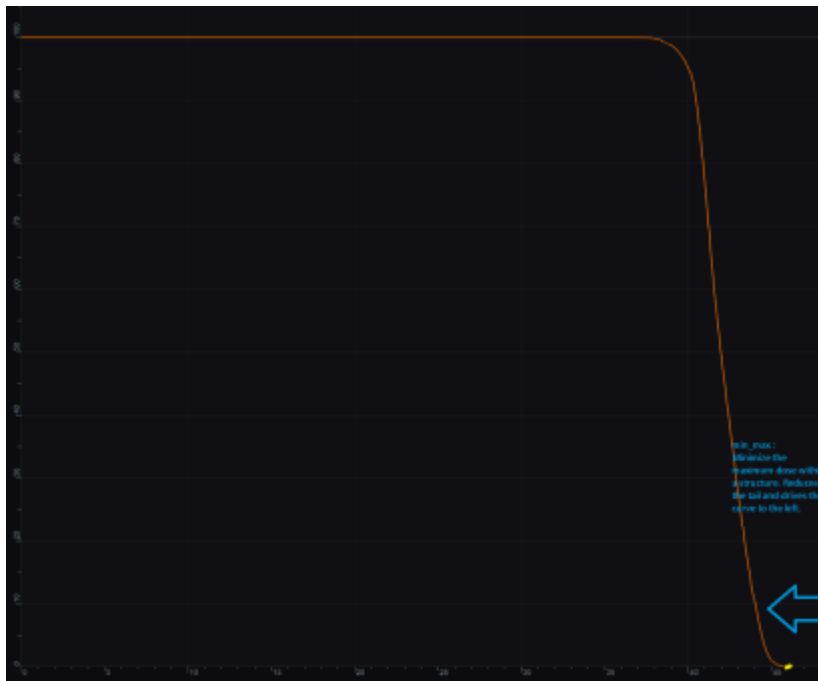



Objectives

Objectives communicate to the optimizer the goals that are important to strive for in your plan. *Objectives* are set at the *Plan* level under *Plan Constraints/Objectives* and they apply to the total, combined dose from all beams. *Objectives* are not given relative importance at this point and can they can be added in order you desire within impacting the results as the *Objectives* drive the solution of the Multi Criteria Optimization (MCO). It should also be noted that for each *objective* a corresponding *Navigation Slider* will be presented to allow for exploration of trade-offs in the case of competing objectives (for more information about the MCO process and how objective importance/weighting is handled in Astroid refer to [this article](#)).

The following objective selections are available in Astroid:

- **min_max**: Minimize the maximum dose within a structure
- **max_min**: Maximize the minimum dose within a structure



 min_max: Minimize the Max Dose

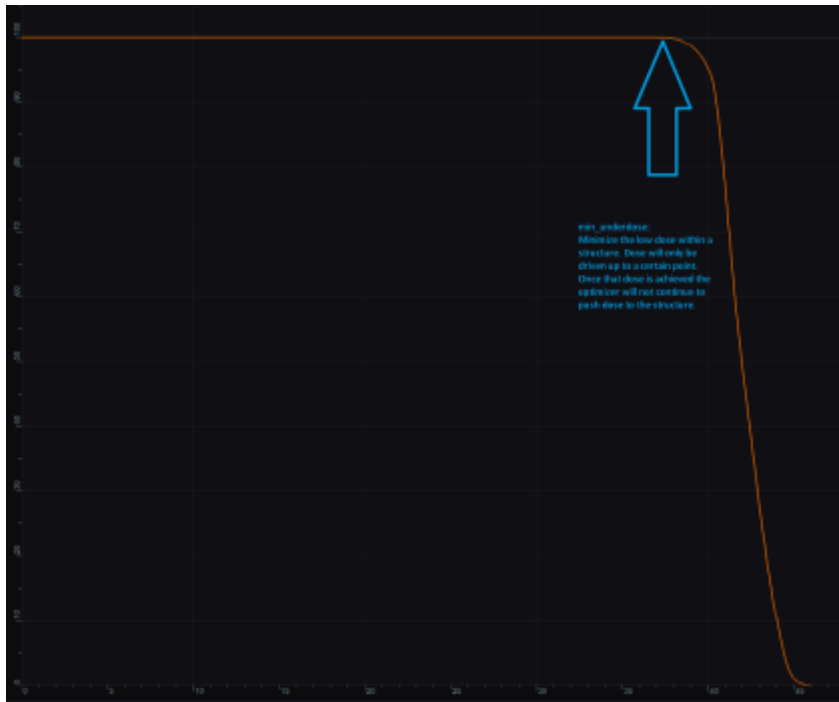


max_min: Maximize the Min Dose

- **min_mean:** Minimize the mean dose within a structure
- **max_mean:** Maximize the mean dose across the structure
- **min_overdose:** Minimize the high dose within a structure
 - Dose will only be driven down to the specified limit (this is often more relevant than min_max, since it may not be beneficial to continue minimizing beyond a certain dose level)
- **min_underdose:** Minimize the low dose within a structure
 - Dose will only be driven up to the specified limit (this is often more relevant than max_min, since it may not be beneficial to continue maximizing beyond a certain dose level)



min_overdose: Minimize the high dose



min_underdose: Minimize the low dose

Working with Objectives

1. Open the *Objectives* sub-block contained in the *Plan Constraints/Objectives* block
2. Choose the structures to apply objectives
3. Check the boxes for the objectives to apply to the structure and set the dose level if applicable

Once all the *Objectives* have been set the user can move to *Navigation* block to start the MCO.

From:

<http://apps.dotdecimal.com/> - **decimal App Documentation**

Permanent link:

http://apps.dotdecimal.com/doku.php?id=planning:userguide:tutorials:optimization_objectives&rev=1471435209

Last update: **2021/07/29 18:25**

